

COACHES CLEARANCE

**1 VISIT [HOMECAMPUS.COM](https://homecampus.com)
CLICK FOR COACHES
SELECT COACHES CLEARANCE**

Return Users

Log into existing account used in previous School Year.

New Users

Create an account. Please register with a valid email address as the username and generate a password.

2 SELECT START CLEARANCE HERE

Type in School & Confirm Address

Select Year

Choose Sport, Level & Position

If you are multiple sport coach click Add New Position


3 COMPLETE COACH INFORMATION

Type in all required information.

4 SIGN REQUIRED DOCUMENTS

Type in an EXACT match of what was input in the Coach Information Page.

5 UPLOAD CERTIFICATIONS

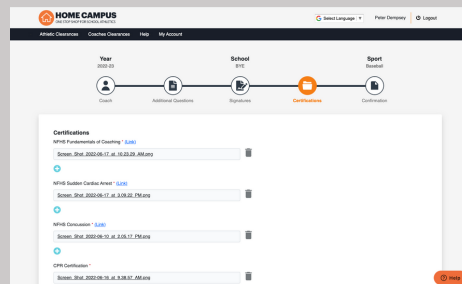
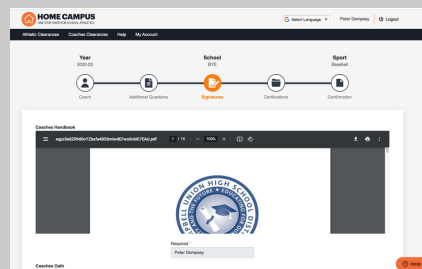
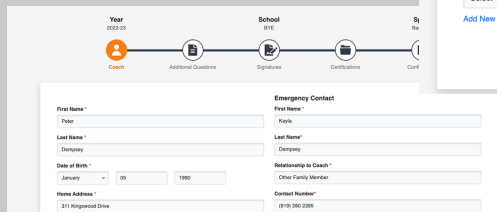
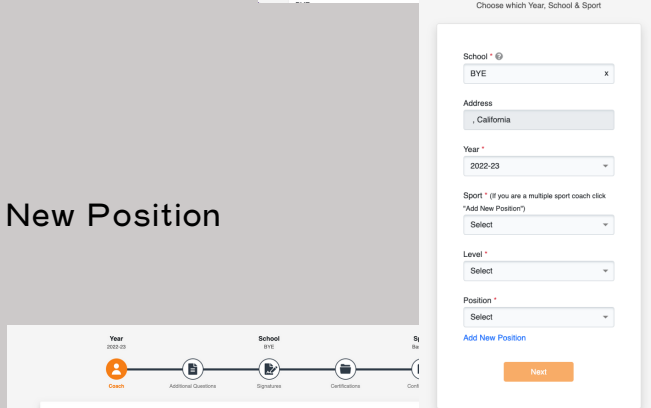
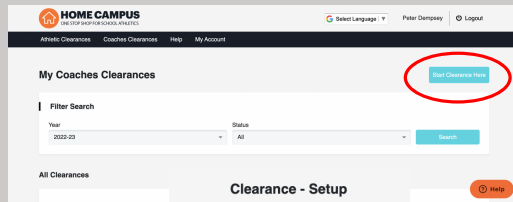
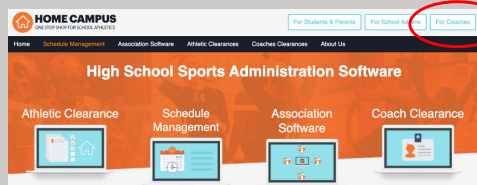
Click  to add a certification. Browse from your computer for the file.

MAKE SURE TO CLICK SAVE & CONTINUE AFTER UPLOADING THE CERTIFICATION TO SUBMIT THE CLEARANCE.

6 CONFIRMATION MESSAGE

Your clearance is ready for review by your school once you have reached the CONFIRMATION MESSAGE page.

**YOU ARE NOT CLEARED TO COACH YET!
AN EMAIL NOTIFICATION WILL BE SENT ONCE THE SCHOOL HAS REVIEWED AND CLEARED YOU TO COACH.**



CONTACT HOME CAMPUS
SUPPORT@HOMECAMPUS.COM